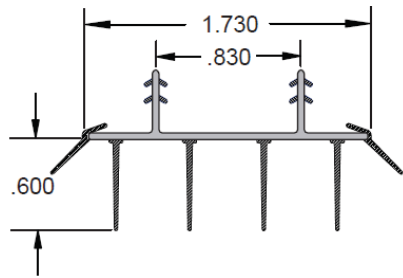




Kerf Mounted Multi Fin

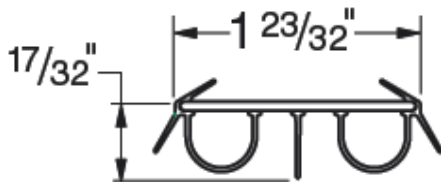


Part #: ABFS-MF-BR36

Features:

- ▶ Longer fin design.
- ▶ Drip edge diverts water away from entrance.
- ▶ Kerf dimension fits standard steel or fiberglass doors.
- ▶ Colour: Brown.
- ▶ Stock size: 35 3/4". Please contact Aribell for availability of other sizes.
- ▶ Packaged 50 sweeps/box

Staple on Double Bubble



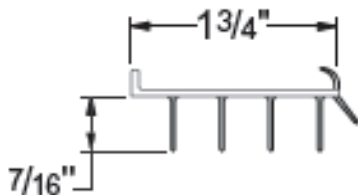
Part #s

Brown: DBSR-BRxx
Beige: DBSR-BExx
xx = length

Features:

- ▶ Superior **Double Bubble** seal increases contact with threshold for no air or water infiltration.
- ▶ Drip edge diverts water away from entrance.
- ▶ Staple on for wood doors that are not grooved on bottom.
- ▶ Stock sizes: 35 3/4" and 48".
- ▶ Colours: Brown or Beige.
- ▶ Packaged 25 sweeps/box.

Staple on Multi Fin

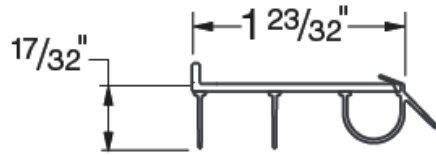


Part #: ST200-BRxx
xx = length

Features:

- ▶ Traditional fin design with interior lip to ensure no water gets inside the home.
- ▶ Drip edge diverts water away from entrance.
- ▶ Staple on for wood doors that are not grooved on bottom.
- ▶ Stock sizes: 35 3/4" and 48".
- ▶ Colour: Brown.
- ▶ Packaged 25 sweeps/box.

Staple on Single Bubble



Features:

- ▶ Single bubble with interior lip to ensure no water gets inside the home.
- ▶ Drip edge diverts water away from entrance.
- ▶ Staple on for wood doors that are not grooved on bottom.
- ▶ Stock size: 35 3/4" and 48".
- ▶ Colours: Brown or Beige.
- ▶ Packaged 25 sweeps/box.

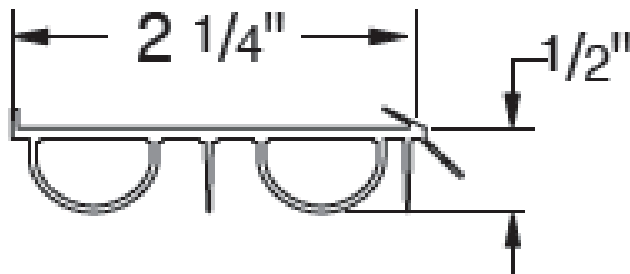
Part #s

Brown: DBSH-BRxx

Beige: DBSH-BExx

xx = length

2-1/4" Wide



Part #: DBS214-BRxx

xx = length

Features:

- ▶ Superior **Double Bubble** seal increases contact with threshold for no air or water infiltration.
- ▶ Drip edge diverts water away from entrance.
- ▶ **Designed for 2 1/4"** thick wood doors.
- ▶ Staple on for wood doors that are not grooved on bottom.
- ▶ Stock size: 35 3/4" and 48".
- ▶ Colour: Brown.
- ▶ Packaged 25 sweeps/ box.