



Aritech Canadian Sills - 4 7/8" & 6 7/8" wide

Heavy gauge aluminum sill with full subsill.

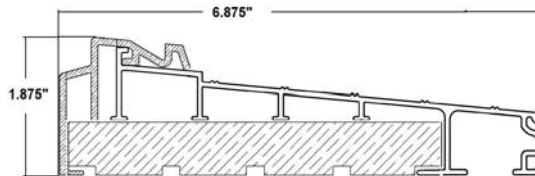
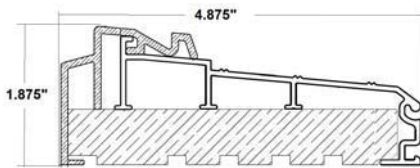
Sill widths are 5/16" wider than 4 9/16" and 6 9/16" door jambs.

No need to notch the jamb, sill or sill extension:


- Easily run sill extension under brickmould.
- Extend sill extension in front of boxed sidelite to provide the appearance of a continuous sill.

Cap Options: Self Draining or Flat Cap in white or black.**

Aluminum Options: Mill Finish or 2 Stage Black Anodized Anodized.



Self Draining Sill



Flat Cap Sill



Sill extends 5/16" beyond jamb.

- **Self Draining sill** restricts water infiltration by draining water out the exterior weep holes.
- **Flat Cap sill** provides a superior seal when used with Aritech adjustable sweeps.
- 4 7/8" wide sill for use with 4 9/16" door jambs.
- 6 7/8" wide sill for use with 6 9/16" door jambs.
- 1 7/8" high.
- Extensions: 1.5" and 3.5".
- **Sill Extensions are interchangeable between 4 7/8" and 6 7/8" wide sills.**

Part # Self Draining Sill	Part # Flat Cap Sill	Size	Finish
SDS478-M32	FCS478-M32	4 7/8" x 32"	Mill
SDS478-M34	FCS478-M34	4 7/8" x 34"	Mill
SDS478-M36	FCS478-M36	4 7/8" x 36"	Mill
SDS478-M109	FCS478-M109	4 7/8" x 109"	Mill
SDS478-BL109	FCS478-BL109	4 7/8" x 109"	2 Stage Black Anodized
SDS678-M32	FCS678-M32	6 7/8" x 32"	Mill
SDS678-M34	FCS678-M34	6 7/8" x 34"	Mill
SDS678-M36	FCS678-M36	6 7/8" x 36"	Mill
SDS678-M109	FCS678-M109	6 7/8" x 109"	Mill
SDS678-BL109	FCS678-BL109	6 7/8" x 109"	2 Stage Black Anodized

**White cap is standard for mill finish sills and black cap is standard for anodized sills.

Please specify on order if black cap is required for mill finish sills.