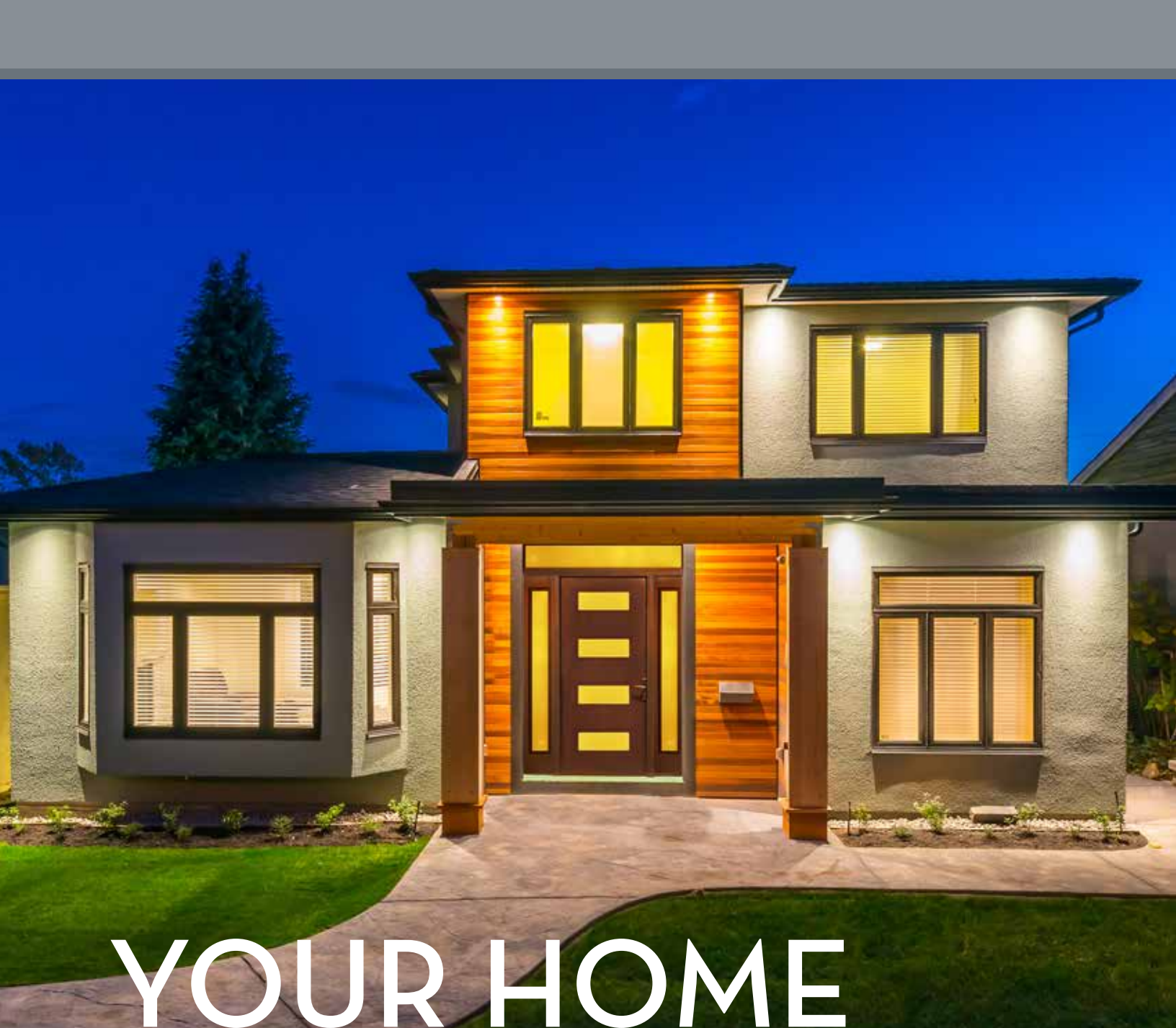




Aribell
The Leader in Door & Windows Components



DOORLITE COLLECTION



YOUR HOME

Homes come in every shape, size and design. So, whether your home is old or new, big or small, Contemporary or Colonial, finding a glass style that compliments what you have is important.

Our designers understand this. They have created designs that are simple to intricate, clear to obscure. This is where solid metals, textured and beveled glass come together to create true works of art. Everyone is different and so are our designs.

Let Trimlite help you create a front entrance that will be the focal point of your home and a true reflection of your taste and style. So now, it's your time to choose.



TABLE OF CONTENTS

Adelaide	Patina	20-21	Royston	Patina	34
Artisan	Patina	24-25	Star	Brass and Zinc	41
Auburn	Patina	35	Sullivan	Sandblast	12
Canterbury	Patina	18-19	Verona	Forged Iron	39
Everton	Patina and Zinc	36-37	Waterton	Patina	13
Granville	Patina	11	Privacy Guide		4-5
Harlow	Patina	26-27	Specifications		6-7
Hollister	Patina	16-17	Solution Series		42-45
Lexington	Patina	32-33	Retro Series		46-49
Madison	Castlite Glass	29	Internal Blinds	Raise, Lower and Tilt	50-51
Modena	Patina and Zinc	14-15	Venting		52-53
^{NEW} Narrows	Patina	10	Clear One Lites		54
Niagara	Brass, Patina and Zinc	28	Internal Grids		55
^{NEW} Perimeter	Sandblast	8-9	Mix and Match		56
Pinehurst	Forged Iron	38	Frame Profiles		57
Riverton	V-Groove	40	Size Specifications		58

PRIVACY GUIDE

Trimlite offers an extensive line of designs to choose from and the degree of openness or obscurity varies considerably. To help your decision making process we have photographed each design under controlled circumstances so that you can see the difference. With each picture, we have included a number which represents the 'Privacy Level' for that particular design. This number will be referenced on the individual product page as well. Note: this 'guide' is subjective. It should only be used when comparing Trimlite designs.

B : BRASS FI : FORGED IRON P : PATINA Z : ZINC



Clear glass

0



Adelaide P20 | P

8



Artisan P24 | P

7



Auburn P35 | P

7



Canterbury P18 | P

8



Everton P36 | P.Z

7



Granville P11 | P

7



Harlow P26 | P

8



Hollister P16 | P

7



Lexington P32 | P

5



Madison P29

8



Modena P14 | P.Z

7



COMPLETELY CLEAR

Objects can be clearly seen through the glass from the opposite side.

DIFFUSED/DISTORTED

Objects are distorted, but can still be detected from the opposite side.

COMPLETELY OPAQUE

Only light will travel through from the opposite side.



Narrows P10 | P

8



Niagara P28 | B.P.Z

7



Perimeter P8

8



Pinehurst P38 | FI

9




Riverton P40

8



Royston P34 | P

8



Star P41 | B.Z

4



Sullivan P12

8



Verona P39 | FI

9



Waterton P13 | P

5

Please Note: Due to ongoing product development Trimlite reserves the right to make changes in design, materials and specifications without notice. Please contact your dealer for more information.

Doorlites featured in either smooth (white), woodgrain (stained), or fir (stained) fiberglass doors. Some exceptions apply. Door slabs supplied by Plastpro, inc., a leading manufacturer of fiberglass door products. Contact your dealer for a complete list of Plastpro products available in your area.

 **plastpro**TM
KNOW THE BEAUTY OF INNOVATION

SPECIFICATIONS

CONSTRUCTION

- Handcrafted, our decorative glass panels stay true to their stained glass roots.
- Our selection of premium art glass and bevels, which makes our designs come to life, are hand cut and fitted. Careful consideration is given to choosing textures, complementing elements are crucial to a design's given appeal.
- Using solid metals, where all of the joints are soldered by hand, ensures the panels will be strong enough to withstand daily use.
- Once assembled, the panel undergoes a thorough cleaning and inspection process. This attention to detail is our assurance of quality to you.

GLASS VARIATION

Decorative pattern glass is handmade. Through this process, slight imperfections or discolourations are inherent characteristics of all handcrafted glass. Bubbles or seeds, slight surface flaws and subtle variations in textures vary depending on the pattern. Some glass patterns, like Swirl and Drawn, are more likely to have these inclusions. They are not considered defects.



Swirl Glass Detail



Drawn Glass Detail

CAMING OPTIONS

Hand soldered metals in 3 finishes. See individual product pages for availability.



Brass Caming

Subtle gloss finish that defines luxury and style.



Patina Caming

Black satin finish offers a rustic or antique look to your home.



Zinc Caming

Brushed chrome appearance brings a contemporary look to your entrance.

INSULATING SYSTEM

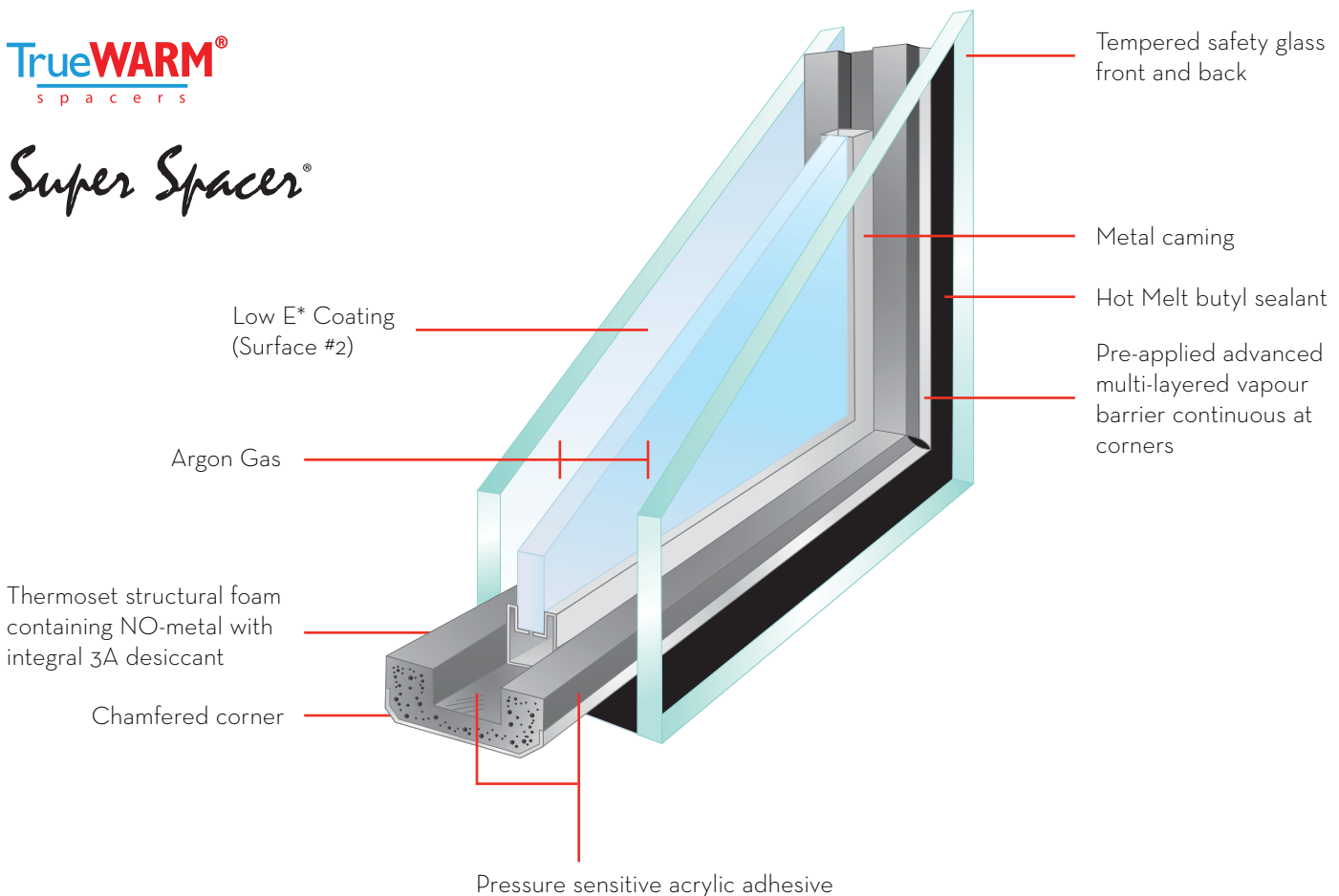
All Trimlite Decorative Doorlites are made with Super Spacer® Cushion Edge™, a flexible, U-shaped, silicone foam tape product used to wrap around and cushion our center decorative panel. Featuring a vapor barrier backing, the product used in combination with Hot Melt butyl, provides a superior Warm-Edge seal.

PERFORMANCE FEATURES

- Warm-Edge Benefits: Superior silicone foam insulation, low thermal conductivity
- Silicone Foam Features: Excellent UV resistance and extreme temperature performance
- Dual-Seal Performance: Chamfered corners for increased sealant depth
- Tempered Safety Glass for your piece of mind
- Low E* with Argon Gas for your comfort

TrueWARM®
s p a c e r s

Super Spacer®



All Trimlite Doorlites are certified by the National Accreditation and Management Institute, Inc. (NAMI).

All Trimlite products are energy tested. Consult your dealer for specific energy ratings.

Warranties: Our products are covered by separate limited warranties. Please contact your dealer for more information.

SuperSpacer®, TrueWarm® and Cushion Edge™ are all registered trademarks of QUANNEX BUILDING PRODUCTS.

*Our doorlites are available with Low E and Argon. However, some exceptions may apply. Contact your dealer for more details.




Glass Size: 2264
Door: Fiberglass DRSOO
(shown with custom
transom and sidelite)

Perimeter	0836	2236	0848	2248	0764	2064	2264	2280	2203	2208	2215	2515	2217
Sandblast	■	■	■	■	■	■	■	■	■	■	■	■	■

NOTE: Transom and custom sidelites are available. Contact your local dealer for more information.



2203



O764 / 2215** / O764



2217 (x3)



O848 / 2248 / O848



O836 / 2236



2208



O880 / 2280 / O880 (8ft entry)



O764 / 2515*



Clear Glass Edge

Sandblast

Sandblast



● Privacy Guide. See pages 4 and 5.

* Shown in the Plastpro Craftsman 6 Panel fiberglass. Only available in 2/10 & 3/0 x 6/8.
Not available in steel. Optional matching Dentil Shelf available.

** Shown in the Plastpro Shaker 3 Panel fiberglass door. Available in 2/8, 2/10 & 3/0 x 6/8

Narrows



Glass Size: 2236
Door: Fiberglass DRS2B

Narrows	0836	2236	0848	2248	0764	2264	2215	2515
Patina	■	■	■	■	■	■	■	■


NOTE: Transom and custom sidelites are available. Contact your local dealer for more information.



0848 / 2248 / 0848



0836 / 2236 / 0836



Patina

- Hammered
- Luminating Reed
- Clear Bevels
- 3/16" Caming

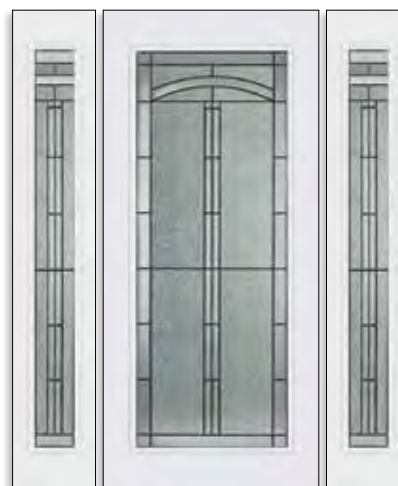
PRIVACY

8

● Privacy Guide. See pages 4 and 5.



2515**



0764 / 2264 / 0764




2215*




O848 / 2248 / O848



O836 / 2236 / O836



O764 / 2264 / O764 with Transom



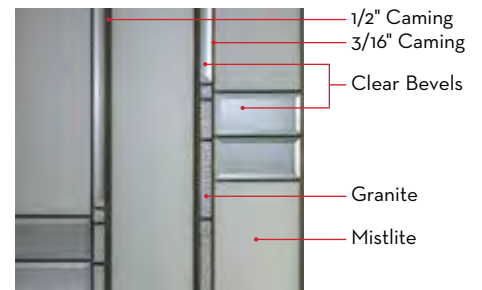
O764 / 2215* / O764



Glass Size: 2264
Door: Fiberglass DRSOO

Granville	0836	2236	0848	2248	0764	2264	2215
Patina	■	■	■	■	■	■	■

NOTE: Transom and custom sidelites are available. Contact your local dealer for more information.



Patina

PRIVACY 7

● Privacy Guide. See pages 4 and 5.

* Shown in the Plastpro Shaker 3 panel fiberglass door. Available in 2/8, 2/10 & 3/0 x 6/8.



Glass Size: 2264
Door: Fiberglass DRGOO




O836 / 2236 / O836



O848 / 2248 / O848

Sullivan	0836	2236	0848	2248	0764	2064	2264
Sandblast	■	■	■	■	■	■	■
NOTE: Transom and custom sidelites are available. Contact your local dealer for more information.							



Sandblast
3/4" Clear

Sandblast

PRIVACY 8

● Privacy Guide. See pages 4 and 5.



O764 / 2064 / O764



O848 / 2248 / O848



O836 / 2236 / O836



O764 / 2208 / O764



Glass Size: 2264
Door: Fiberglass DR500

Waterton	O836	2236	O848	2248	O764	2264	2208
Patina	■	■	■	■	■	■	■

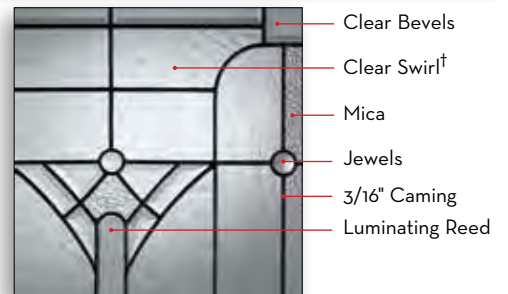
NOTE: Transom and custom sidelites are available. Contact your local dealer for more information.

PRIVACY

5

● Privacy Guide. See pages 4 and 5.

† Swirl glass often contains small bubbles/surface imperfections. They are not considered defects. See page 6 for more information.



Patina



Modena	0836	2236	0848	2248	0764	2264	2215	2515
Patina	<input type="checkbox"/>	<input type="checkbox"/>	<input type="checkbox"/>	<input type="checkbox"/>	<input type="checkbox"/>	<input type="checkbox"/>	<input type="checkbox"/>	<input type="checkbox"/>
Zinc	<input checked="" type="checkbox"/>	<input checked="" type="checkbox"/>	<input checked="" type="checkbox"/>	<input checked="" type="checkbox"/>	<input checked="" type="checkbox"/>	<input checked="" type="checkbox"/>	<input checked="" type="checkbox"/>	<input checked="" type="checkbox"/>

NOTE: Transom and custom sidelites are available. Contact your local dealer for more information.

Glass size: 0764 / 2264 Zinc
Door: Fiberglass DR500
Sidelite: Fiberglass SLS00



2236 / 2236 Zinc



O764 / 2215 Patina (x3)



2515* / O764 Patina



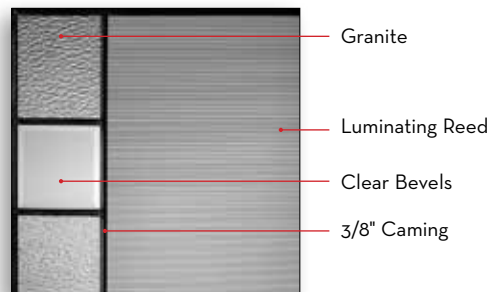
O848 / 2248 / O848 with Transom Zinc



O764 / 2215** / O764 Patina

* Shown in the Plastpro Craftsman 6 panel fiberglass door. Only available in 2/10 & 3/0 x 6/8. Not available in steel. Optional matching Dentil Shelf available.

** Shown in the Plastro Shaker 3 panel fiberglass door. Available in 2/8, 2/10 & 3/0 x 6/8.



Shown in Patina



Mainlites and Sidelites are reversible. Simply rotate the insert to create the look that works for you.

PRIVACY 7


● Privacy Guide. See pages 4 and 5.



Hollister	0836	2236	0848	2248	0764	2264	2215
Patina	■	■	■	■	■	■	■

NOTE: Transom and custom sidelites are available. Contact your local dealer for more information.

Glass size: 2264
Door: Fiberglass DR500



O764 / 2264 / O764



2215**



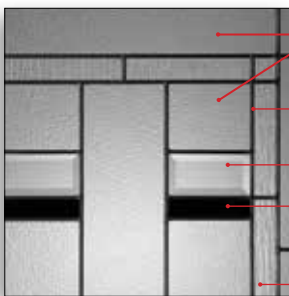
O764 / 2215* / O764



O836 / 2236 / O836



Sidelites are reversible. Simply rotate the insert to create the look that works for you.



Patina



O848 / 2248 / O848 with Transom

* Shown in the Plastpro Shaker 3 panel fiberglass door. Available in 2/8, 2/10 & 3/0 x 6/8.

** Shown in Plastpro Fir Shaker 3 panel fiberglass door. Available in 2/8, 2/10 & 3/0 x 6/8.

PRIVACY

7

● Privacy Guide. See pages 4 and 5.

Canterbury



Canterbury	0836	2236	0848	2248	0764	2264	1842OV	2210C
Patina	■	■	■	■	■	■	■	■

NOTE: Transom and custom sidelites are available. Contact your local dealer for more information.

Glass size: 0764 / 2264 / 0764
with Transom
Door: Fiberglass DRG40
Sidelite: Fiberglass SLGOO



O836 / 2236 / O836



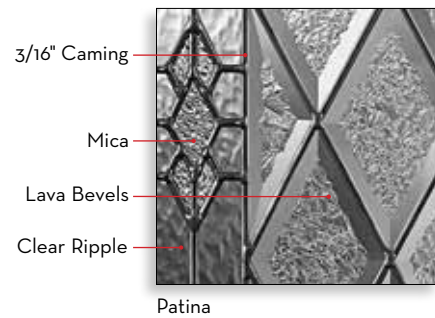
2210C



O848/ 2248 / O848



O764 / 1842OV / O764



PRIVACY 8

● Privacy Guide. See pages 4 and 5.



Adelaide	0836	2236	0848	2248	0764	2264	2215	2515	2210C
Patina	■	■	■	■	■	■	■	■	■

Glass size: 2248
Door: Fiberglass DRS49

NOTE: Transom and custom sidelites are available. Contact your local dealer for more information.



O836 / 2236 / O836



2215**




2515* / O764



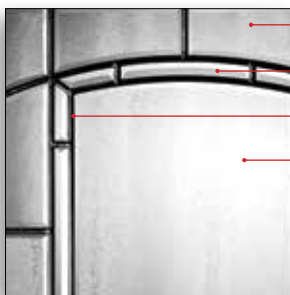
O848 / 2248 / O848



2210C



O764 / 2264 / O764 with Transom



Patina

- Sable Bevels
- Clear Bevels
- 3/8" Caming
- Sable Bevel

PRIVACY 8

● Privacy Guide. See pages 4 and 5.

* Shown in the Plastpro Craftsman 6 panel fiberglass door. Only available in 2/10 & 3/0 x 6/8. Not available in steel. Optional matching Dentil Shelf available.

** Shown as The Plastpro Fir Shaker 3 panel fiberglass door. Available in 2/8, 2/10 & 3/0 x 6/8.



Glass: Adelaide 2248
Door: Fiberglass DRS29



Glass: Sullivan 2264
Door: Fiberglass DRSOO



Glass size: 2264 / 2264
Door: Fiberglass DRSOO

Artisan	0836	2236	0848	2248	0764	2064	2264	0880	2280	2215	2515
Patina	■	■	■	■	■	■	■	■	■	■	■

NOTE: Transom and custom sidelites are available. Contact your local dealer for more information.



O836 / 2236



O764 / 2215** / O764



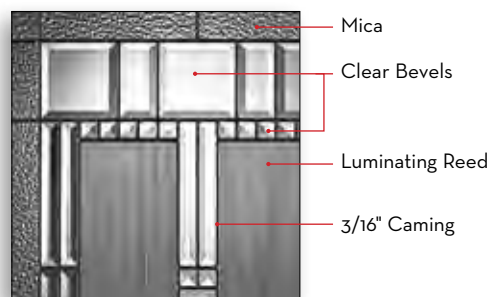
2515* / O764



O848 / 2248 / O848 with Transom



O880 / 2280 / O880 (8ft entry)



Patina

* Shown in the Plastpro Craftsman 6 panel fiberglass door. Only available in 2/10 & 3/0 x 6/8. Not available in steel. Optional matching Dentil Shelf available.

** Shown in the Plastpro Shaker 3 panel fiberglass door. Available in 2/8, 2/10 & 3/0 x 6/8.

PRIVACY

7


● Privacy Guide. See pages 4 and 5.



O836 / 2236 / O836



2215**



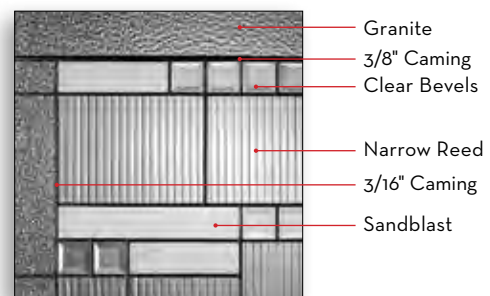
O764 / 2515* / O764



O764 / 2264 / O764 with Transom



2248 / 2248



Patina

* Shown in the Plastpro Craftsman 6 panel fiberglass door. Only available in 2/10 & 3/0 x 6/8. Not available in steel. Optional matching Dentil Shelf available.

** Shown in the Plastpro Shaker 3 panel fiberglass door. Available in 2/8, 2/10 & 3/0 x 6/8.

PRIVACY 8


● Privacy Guide. See pages 4 and 5.



Glass size: 0764 / 2264 / 0764
 Door: Fiberglass DRSOO
 Sidelite: Fiberglass SLSOO

Harlow	0836	2236	0848	2248	0764	2264	2215	2515
Patina	■	■	■	■	■	■	■	■

NOTE: Transom and custom sidelites are available. Contact your local dealer for more information.



O718 Zinc



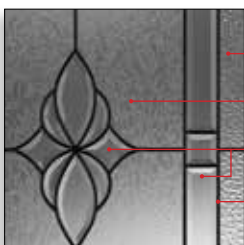
O764 / 1842OV / O764 with Transom Zinc



2210SB Patina



O836 / 2236 Brass



Shown in Patina

	0718	0836	2236	0848	2248	0764	1842OV	2210SB
Brass	<input type="checkbox"/>	<input type="checkbox"/>	<input type="checkbox"/>	<input type="checkbox"/>	<input type="checkbox"/>	<input type="checkbox"/>	<input type="checkbox"/>	<input type="checkbox"/>
Patina	<input checked="" type="checkbox"/>	<input checked="" type="checkbox"/>	<input checked="" type="checkbox"/>	<input checked="" type="checkbox"/>	<input checked="" type="checkbox"/>	<input checked="" type="checkbox"/>	<input checked="" type="checkbox"/>	<input checked="" type="checkbox"/>
Zinc	<input type="checkbox"/>	<input type="checkbox"/>	<input type="checkbox"/>	<input type="checkbox"/>	<input type="checkbox"/>	<input type="checkbox"/>	<input type="checkbox"/>	<input type="checkbox"/>

NOTE: Transom and custom sidelites are available. Contact your local dealer for more information.

PRIVACY

7

● Privacy Guide. See pages 4 and 5.



0836 / 2236 / 0836



0848 / 2248 / 0848



0764 / 2264 / 0764



Madison	0836	2236	0848	2248	0764	2264
Castlite	<input type="checkbox"/>	<input type="checkbox"/>	<input type="checkbox"/>	<input type="checkbox"/>	<input type="checkbox"/>	<input type="checkbox"/>

NOTE: Transom and custom sidelites are not available for this design.

PRIVACY 8

● Privacy Guide. See pages 4 and 5.

Smooth Lines

Textured Back

Note: Texture is on the outside of the unit.





Glass: Artisan O764 / 2264 / O764
Door: DR500
Sidelite: SLS00



▲ Glass: Everton O764 / 842RD / O764 Patina
Door: Steel, not available in fiberglass
Sidelite: Steel, not available in fiberglass



Glass: Harlow O848 / 2248 / O848
Door: Fiberglass DRS49
Sidelite: Fiberglass SLS49




Glass: Modena Patina 2215
Door: Fiberglass DRF3F
Sidelites: Modena 764



Glass size: 2248 / 2248
Door: Fiberglass DRS49

Lexington	0836	2236	0848	2248	0764	2264	2208	2215	2515
Patina	■	■	■	■	■	■	■	■	■

NOTE: Transom and custom sidelites are available. Contact your local dealer for more information.



2208 / O764



2264



2248 / O848




2215**



O836 / 2236 / O836



O764 / 2515* / O764 with Transom



Patina

Clear Bevels

Grey Ripple

Drawn†

Clear Ripple

3/16" Caming

PRIVACY

5

● Privacy Guide. See pages 4 and 5.

* Shown in the Plastpro Craftsman 6 panel fiberglass door. Only available in 2/10 & 3/0 x 6/8. Not available in steel. Optional matching Dentil Shelf available.

** Shown in the Plastpro Shaker 3 panel fiberglass door. Available in 2/8, 2/10 & 3/0 x 6/8.

† Drawn glass often contains surface imperfections. They are not considered defects. See page 6 for more information.




Glass size: O764 / 2264 / O764
with Transom
Door: Fiberglass DRG40
Sidelite: Fiberglass SLG60



O764 / 2515*

2208



O836 / 2236

2215**



O848 / 2248 / O848

PRIVACY




● Privacy Guide. See pages 4 and 5.

* Shown in the Plastpro Craftsman 6 panel fiberglass door. Only available in 2/10 & 3/0 x 6/8. Not available in steel. Optional matching Dentil Shelf available.

** Shown in the Plastpro Shaker 3 panel fiberglass door. Available in 2/8, 2/10 & 3/0 x 6/8.

Royston	O836	2236	O848	2248	O764	2264	2208	2215	2515
Patina	■	■	■	■	■	■	■	■	■

NOTE: Transom and custom sidelites are available. Contact your local dealer for more information.



Patina



2515*



2210C



Glass Size: O764 / 2264 / O764
Door: Fiberglass DRG40
Sidelites: SLG60



O764 / 2215** / O764



O836 / 2236 / O836



O764 / 2264 / O764



O848 / 2248 / O848 with Transom

PRIVACY

7

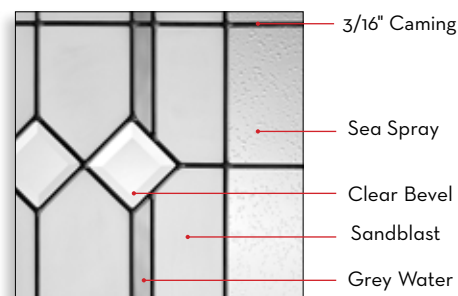
● Privacy Guide. See pages 4 and 5.

* Shown in the Plastpro Craftsman 6 panel fiberglass door. Only available in 2/10 & 3/0 x 6/8. Not available in steel. Optional matching Dentil Shelf available.

** Shown in the Plastpro Shaker 3 panel fiberglass door. Available in 2/8, 2/10 & 3/0 x 6/8

Auburn	0836	2236	0848	2248	0764	2264	2215	2515	2210C
Patina	■	■	■	■	■	■	■	■	■

NOTE: Transom and custom sidelites are available. Contact your local dealer for more information.



Patina

3/16" Caming

Sea Spray

Clear Bevel

Sandblast

Grey Water



Everton	0836	2236	0848	2248	0764	2264	842RD	1842OV
Patina	■	■	■	■	■	■	■	■
Zinc	□	□	□	□	□	□	□	□

NOTE: Transom and custom sidelites are available. Contact your local dealer for more information.

Glass size: 0764 / 1842OV / 0764 Patina
Door: Fiberglass DRS29
Sidelite: Fiberglass SLSOO



O764 / O842RD* / O764 Patina



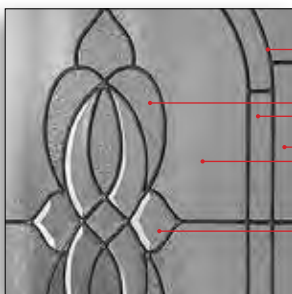
O848 / 2248 / O848 Zinc



O836 / 2236 / O836 Patina



O764 / 2264 / O764 with Transom Zinc



3/16" Caming

Granite

Sable

Clear Bevels

Shown in Patina

PRIVACY 7

● Privacy Guide. See pages 4 and 5.

*Shown in a steel door, Not available in fiberglass



Glass size: 2264
Door: Fiberglass DRG40



O764 / 2064 / O764 with Transom



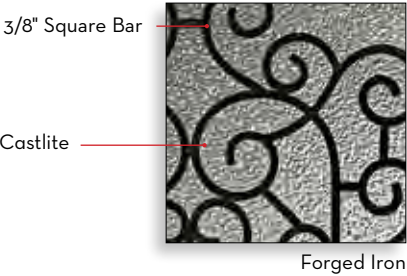
O848 / 2248 / O848

Pinehurst	0848	2248	0764	2064	2264
Forged Iron	■	■	■	■	■

NOTE: Transom and custom sidelites are available.
Contact your local dealer for more information.

PRIVACY 9

● Privacy Guide. See pages 4 and 5.





Glass size: 2264 / 2264
Door: Fiberglass DRSOO



Mainlites and Sidelites are reversible. Simply rotate the insert to create the look that works for you.

3/8" Round Bar

Sandblast



Forged Iron



0848 / 2248



2264 / 0764



2248 / 2248 with Transom

PRIVACY

9

● Privacy Guide. See pages 4 and 5.


Verona	0848	2248	0764	2264
Forged Iron	■	■	■	■

NOTE: Transom and custom sidelites are available. Contact your local dealer for more information.

Glass size: O764 / 2515* / O764
Door: Fiberglass DRG6C w/ Dentil shelf
Sidelite: Fiberglass SLG00

PRIVACY 8

● Privacy Guide.
See pages 4 and 5.



2215*



2236 / O836



2064 or 2264



2248 / O848

Riverton	0836	2236	0848	2248	0764	2064	2264	2215	2515
V-Groove	<input type="checkbox"/>	<input type="checkbox"/>	<input type="checkbox"/>	<input type="checkbox"/>	<input type="checkbox"/>	<input type="checkbox"/>	<input type="checkbox"/>	<input type="checkbox"/>	<input type="checkbox"/>
NOTE: Transom and custom sidelites are not available for this design.									

* Shown in the Plastpro Shaker three panel fiberglass door. Available in 2/8, 2/10 and 3/0 x 6/8.



O836 / 2236 / O836 with Transom Brass




O764 / 1842OV / O764 Zinc



2248 Brass

▲ Glass size: O848 / 2248 Zinc
Door: Fiberglass DRS49
Sidelite: Fiberglass SLS49



Glue Chip
Clear Bevels
3/16" Caming

Shown in Brass

PRIVACY 4

● Privacy Guide. See pages 4 and 5.

Star	O836	2236	O848	2248	O764	1842OV
Brass	■	■	■	■	■	■
Zinc	□	□	□	□	□	□

NOTE: Transom and custom sidelites are available.
Contact your local dealer for more information.

AT THE INTERSECTION OF FORM AND FUNCTION

Thoughtful, clean lines, simple design, and peace of mind. These guiding principles inspired us to create the Solution Series. The Solution Series is perfect when you want the glass and the door to be the star, while the frame blends seamlessly into the background.

The Solution Series design eliminates any screw holes, so you don't have to worry about gaps or screw plugs. Our patented* technology uses a compression seal and interlocking joints to adhere to your door, creating a powerful bond. The frame is built to resist warping and melting in high heat areas so it can be used with any color finish. Our textured frame comes in two colors to match any stain or paint.

Glass Size: 2208 Rooftop
Door: DRS00



PRODUCT FEATURES

- Available in White or Tan
- Shaker Style Low Profile
- No Screws, Plugs, or Holes
- Textured Vertical Grain Pattern
- Patented Frame System
- Connects Modern, Craftsman, or Mid-Century Architectural Styles
- Available in 10 sizes -- O764, O806, O808, O836, 2203, 2208, 2210, 2217, 2215, and 2236. 2215 size also available with 3-Lite and 6-Lite SDL Bars.

FRAME DETAIL

Side Profile



PATENTED FRAME DESIGN



Front Profile




Solution Series - Glass Options




Clear 1



Chords 8




Diffused White Laminate 10
(Featuring Laminate Safety Glass)



Mistlite 8



Narrow Reed 8



Rooftop 8



Sable 8



Sandblast 9



Screen Dot 7

Glass can be specified with Low-E to improve energy efficiency. Some exceptions may apply. Contact your dealer for more information.

Select from one of our designs,
or create your own.

6'8" and 7'0" Designs




O764



O806




O808



2203




2208 or 2210




2215 or 2217



2215
3-Lite



2215
6-Lite



O836 (x2)



2236

8'0" Designs




2215*
4-Lite



2208
6-Lite



O806
6-Lite



2203
7-Lite



O808
5-Lite

Trimlite offers additional designs in 6'8", 7'0", and 8'0" designs. Contact your dealer for more information.

BALANCING PRIVACY AND DESIGN

Retro is defined as remaking the past. Our Retro Series is an extension of our 1-Lite French Doors that have been remade specifically for our Exterior Doors. We selected our glass designs that balance privacy and design, as we believe your doorlite should always be elegant and safe.

Our glass designs pair perfectly with our standard frame options. And, like decorative designs, these come standard with Low-E and Argon for additional energy efficiency. Although these products may seem new, they are remade for you.

Glass: 2264 Rooftop
Door: Fiberglass DRSOO

PRODUCT FEATURES


- Frames Available in White or Tan
- Works with any of our Standard Frame Options to fit your home style
- 8 unique glass designs
- 10 Frame Sizes
- Glass patterns suit any architectural style
- Makes a statement from any door opening
- Glass designs offer a variety of privacy settings to suit your needs

Glass: O764 Rooftop
Door: Fiberglass DR500


Retro Series - Glass Options



Chords 8




Diffused White Laminate 10
Featuring Laminated Safety Glass



Mistlite 8



Narrow Reed 8



Rooftop 8



Sable 8



Sandblast 9



Screen Dot 9

Retro Series - Glass Size Options



O836



2236



O848



2248



O764



2064



2264



2208



**2215



*2515

* Shown in the Plastpro Craftsman 6 panel fiberglass door. Only available in 2/10 & 3/0 x 6/8. Not available in steel.

** Shown in the Plastpro Shaker 3 panel fiberglass door. Available in 2/8, 2/10 & 3/0 x 6/8.

Internal Blinds Between Glass



Glass size: 2280 / 2280
Door: Fiberglass DRS00

MAINLITES



2036 or 2236



2248



2064 or 2264




2080 or 2280 (8ft entry)


SIDELITES



O836



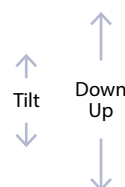
O848



O764 or O864



O880



PRIVACY 0 - 10

BENEFITS

- Blinds between glass require no dusting
- No exposed cords
- One control system provides raise/lower AND tilt options in one easy operator design
- Available in Low E & Clear Glass*

*Contact your local dealer for complete list of sizes and glass options available in your area.

Venting Doorlites - "EZ" LIFT




Our EZ Lift vent incorporates a spring assist, making it very easy to operate. No more bending down. Simply unlock, and adjust.

- All precision injection molded parts
- Spring assist for easy operation
- Maintenance free
- Cam lock for your piece of mind
- Removable screen
- Full half vent for maximum air flow



Locking Latch



Window Handle for Easy Operation



2248



2064



2264

Note: "EZ" Vent only available in sizes shown.

HALF VENT



2036 or 2236 Clear

1



2236 Internal Grid* 12L

1



2236* Rain

9

- All precision injection molded parts
- Ergonomic handle design combines functionality with a modern look
- Reinforced latch system allows for travel free operation
- Removable screen

*Note: Contact your dealer for a complete list of grid and glass options available in your area.



VENTING EXTENSIONS

Now you take our standard half vent and make it into a full view insert by adding our unique Venting Extension.



2064 or 2264 Clear

1

- Extensions interlocks with our 2036 or 2236 creating a full view doorlite
- Venting in middle of door allows for easier operation
- No more damaged screens from pets

CLEAR ONE LITE



O718



O836



2236



O848



2248



O764



2064



2264



2208



2215**



2515*



2210SB



O880 (8ft)




2080 (8ft)



2280 (8ft)

Want privacy in your doorlite... Consider these obscure glass options

NOTE: Obscure options are special order. Please contact your dealer for more information.



Cross Reed 8



Delta Frost 9



Glue Chip 8



Pinhead (P516) 9



Rain 9



Travertine 8


TRADITIONAL



2236 9L




O836 3L



2236 9L



O848 4L



2248 12L



O764 5L



2064 15L



2264 15L



2215** 3L



2215** 6L



2515* 3L



2515* 6L




2210SB 4L

* Shown in the Plastpro Craftsman 6 panel fiberglass door. Only available in 2/10 & 3/O x 6/8. Not available in steel.

** Shown in the Plastpro Shaker 3 panel fiberglass door. Available in 2/8, 2/10 & 3/O x 6/8.


PRAIRIE



2236 9L



O836 6L



2236 9L



O848 6L



2248 9L



O764 6L



2064 9L



2264 9L

STANDARD GRIDS

Indicate bar preference when ordering.



5/8" x 1/4"
Flat Bar White



5/8" x 5/16"
Contour Bar White
(Georgian Bar)

SPECIAL ORDER GRIDS

Additional grid options available in various colours, sizes and patterns, contact your dealer for more information



764 / 2064 or 2264 / 764 White Internal Grid

Need more performance in your doorlite... Consider Cardinal LoE²-272 Glass

































Available in the clear and white internal grid options, the insulating value of Cardinal's **LoE²-272** patented coating is nearly double that of an ordinary insulated glass unit. In winter, **LoE²-272** reflects heat back into the room. In summer, it rejects the sun's heat and damaging UV rays. The coating is virtually invisible to the eye yet blocks 84% of the sun's harmful ultraviolet rays. In fact, **LoE²-272** is the clearest, highest performing glass you can buy.


Some items are special order. For a complete list of sizes, glass and grid options available in your area, contact your dealer for more information.



Mix and Match

Design your entrance using the following suggestions as your guide. Contact your dealer for more information.

DOOR	SIDELITE OPTIONS	DOOR	SIDELITE OPTIONS
 O718	 O836	 2080 or 2280	 O880
 O836x2	 O836	 2208	 O764
 2036 or 2236	 O836	 2215	 O764
 O848x2	 O848	 2515	 O764
 2248	 O848	 O842RD	 O764
 O764x2	 O764	 1842OV	 O764
 2064 or 2264	 O764	 2210C	 O836
 O880x2	 O880	 2210SB	 O764

 Indicates an 8-foot High Entrance

RD: Round Top **OV:** Oval **SB:** Sunburst Top **C:** Camber Top


FRAME OPTIONS

Our complete series of "Elite" frames, whether injection moulded or extruded PVC, all have a matching woodgrain with a low profile.

Our Colonial "Plus" PVC frame profile is raised with a smooth (white) or woodgrain (tan) surface. It also comes with the continuous screw strip cover feature.

Our Mid-Century Modern (MCM) frame profile features a clean, contemporary look. It also comes with the continuous screw strip cover feature.

For a more detailed breakdown of our different frame options, please refer to the following:



ELITE WHITE FRAME - This is our Standard Maintenance Free White Frame (Does not require painting). Specifications as follows:

Construction - Injected Moulded Low Profile
 Surface - Woodgrain
 Material - White Polypropylene or White PVC
 Glazing Material - White foam adhesive on both channels (frame to glass & frame to door) or rubber gasket (PVC)
 Plugs - Used to cover screw holes
NOTE: Oval (2057 OV & 1842 OV) and 2214 frame are raised.




ELITE TAN FRAME - This is our Standard Frame for Painting or Staining. Specifications as follows:

Construction - Injected Moulded Low Profile
 Surface - Woodgrain
 Material - TAN PC/ABS or Tan PVC
 Glazing Material - Foam tape on both channels (black two sided tape frame to glass & white one sided tape frame to door) or rubber gasket (PVC)
 Plugs - Used to cover screw holes
NOTE: Oval (2057 OV & 1842 OV) and 2214 frame are raised.



COLONIAL "PLUS" PVC FRAME - This is our Raised Profile PVC Frame Specifications as follows:

Construction - Extruded Raised Profile w/ mechanical joints (glued)
 Surface - Smooth (White) or Woodgrain (Tan)
 Material - White PVC (does not require painting) or Tan PVC (for staining or painting)
 Glazing Material - Co-Extruded colour matched rubber gasket on both channels (frame to glass & frame to door)
 Strips - Continuous strips to cover screw holes
NOTE: Not available in round tops and ovals.



MCM PVC FRAME - This is our Flat Profile PVC Frame Specifications as follows:

Construction - Extruded Flat Profile w/ mechanical joints (glued)
 Surface - Smooth (White)
 Material - White PVC (does not require painting)
 Glazing Material - Co-Extruded colour matched rubber gasket on both channels (frame to glass & frame to door)
 Strips - Continuous strips to cover screw holes
NOTE: Not available in round tops and ovals.



SOLUTION SERIES FRAME - This is our Flat Profile ABS Frame Specifications as follows:

Construction - Injected Moulded Flat Low Profile
 Surface - Woodgrain
 Material - White ABS (for painting) or Tan ABC (for staining)
 Glazing Material - Foam tape on both channels (black two sided tape frame to glass & white one sided tape frame to door)
 Screwless Frame - No screws, no screw plugs, no screw strips
 Sizes - 0764, 0806, 0808, 0836, 2203, 2208, 2210, 2217, 2236, 2215 (1-Lite, 3-Lite, & 6-Lite) Only.

Size Specifications

Please refer to the following guide to confirm what sizes are available in our different product choices.
Contact your dealer for product availability in your area.

NAME			SIZES																															
DECO SERIES		PAGE	O718	O836	2236	O848	2248	O764	2064	2264	2203	O806	O808	2215 (3-lite)	2215 (6-lite)	O880 (8ft)	2280 (8ft)	2208	2210	2217	2215	2515	O842RD	1842OV	2210SB	2210C	Transom	Brass	Patina	Zinc	Forged Iron	Privacy		
	Adelaide	20		■	■	■	■	■		■												■	■			■	■		■			8		
	Artisan	24		■	■	■	■	■	■	■							■	■					■	■				■		■			7	
	Auburn	35		■	■	■	■	■		■												■	■				■	■		■			7	
	Canterbury	18		■	■	■	■	■		■															■	■		■					8	
	Everton	36		■	■	■	■	■		■															■	■		■		■			7	
	Granville	11		■	■	■	■	■		■												■						■		■			7	
	Harlow	26		■	■	■	■	■		■												■	■					■		■			8	
	Hollister	16		■	■	■	■	■		■												■						■		■			7	
	Lexington	32		■	■	■	■	■		■									■			■	■					■		■			5	
	Madison	29		■	■	■	■	■		■																							8	
	Modena	14		■	■	■	■	■		■												■	■					■		■	■		7	
	Narrows	10		■	■	■	■	■		■												■	■					■		■			8	
	Niagara	28	■	■	■	■	■	■																	■	■		■	■	■	■		7	
	Perimeter	8		■	■	■	■	■	■	■	■	■							■		■	■						■					8	
	Pinehurst	38				■	■	■	■	■	■																	■					■	9
	Riverton	40		■	■	■	■	■	■	■	■											■	■										8	
	Royston	34		■	■	■	■	■		■									■			■	■					■		■			8	
	Star	41		■	■	■	■	■																	■			■	■		■		4	
	Sullivan	12		■	■	■	■	■	■	■	■																	■					8	
	Verona	39				■	■	■		■																		■					■	9
	Waterton	13		■	■	■	■	■		■									■									■		■			5	
	West Coast	*		■	■	■	■	■																		■		■			■		6	
	SOLUTION / RETRO SERIES	Chords	44,48		■	■	■	■	■	■	■	■	■	■	■	■			■	■	■	■						■					8	
Diffused White Laminate		44, 48		■	■	■	■	■	■	■	■	■	■	■	■			■	■	■	■						■					10		
Mistlite		44, 48		■	■	■	■	■	■	■	■	■	■	■	■			■	■	■	■						■					8		
Narrow Reed		44, 48		■	■	■	■	■	■	■	■	■	■	■	■			■	■	■	■						■					8		
Rooftop		44, 48		■	■	■	■	■	■	■	■	■	■	■	■			■	■	■	■						■					8		
Sandblast		44, 48		■	■	■	■	■	■	■	■	■	■	■	■			■	■	■	■						■					9		
Sable		44, 48		■	■	■	■	■	■	■	■	■	■	■	■			■	■	■	■						■					8		
Screen Dot		44, 48		■	■	■	■	■	■	■	■	■	■	■	■			■	■	■	■						■					9		

*West Coast: Not shown in brochure but available for viewing on our website. Contact your dealer for availability.

Note: Due to ongoing product development we reserve the right to make changes in design, materials and specifications without notice.

Transoms: Are available as special order for Deco Series. Exceptions Noted. Please contact your dealer for more information.

Available for all Solutions/Retro Series glass.



Glass: 2215 Royston
Door: Fiberglass DRS3F



Glass: 0764 Granville
Door: Fiberglass DRGOO



Glass: Clear Low-E
2215 (x3)
Door: Fiberglass DRSOO

www.trimlite.com



DEALER STAMP



Aribell
PRODUCTS LIMITED
The Leader in Door & Window Components



PRINTED 01-19