

FIBERGLASS DOORS

7
7
0







FIBERGLASS DOORS

Nan Ya fiberglass doors and composite mouldings combine modern technology with functionality and style. Nan Ya Plastics Corporation is the largest company in the Formosa Plastics Group, a world leader in plastics innovation and manufacturing. Since 2005, Nan Ya has revolutionized the door industry worldwide with water resistant technology, composite door frame components, and the development of the highest quality fiberglass doors available today.



TABLE OF CONTENTS

Built for the Canadian Climate	4
Textured Collection	
Modern Teak	6
Teak Flush	8
Mahogany Woodgrain	10
Fir	
Traditional 2 Bottom Panels Factory Glazed	14
Shaker 3 Bottom Panels Open & Beaded	16
Shaker 3 Lites Solid	18
Open & Beaded Collection	
Traditional Oak	22
Neulite Smooth	24
3 Quarter Lite & Narrow Lite	28
4 Lite (Sydney)	30
Brush Stroke Collection	
8ft 2 Panel	32
Classic Collection	
Oak	36
Smooth White	44
Composite Jamb & Accessories	52
Slabs	
Features	54
Designer Arch	56
Open & Beaded	57
Craftsman, Modern Teak & Rustic Mahogany	58
Brush Stroke & 8' Fiberglass	59





BUILT FOR THE

CANADIAN CLIMATE

Unsurpassed vertical integration and ISO 9001 / ISO 14000 monitored manufacturing processes help support the R&D team.

- **High impact compression moulded fiberglass skins** are “weatherproof” and will not delaminate, corrode, mold or mildew. Nan Ya fiberglass doors also do not dent, rust, warp, crack, split, splinter, or rot and are very easy to keep clean.
- **Waterproof composite stiles and rails** are sealed and beautifully finished to protect all edges of the door from moisture penetration which could harm the inner insulation. The composite material will not delaminate or splinter and boasts twice the screw-holding capacity of typical wood-edge doors. The top and bottom rails are also composite components that prevent water seepage, are easy to trim and pre-machined to accommodate the bottom weather sweep. This patented innovation protects every Designer Arch fiberglass door from moisture infiltration.
- **Full length lock block** and more internal structure than any door of its kind in North America. This structural reinforcement also ensures added security against forced entry and provides incomparable stability.
- **Guaranteed.** Nan Ya backs every door with a 25 year limited manufacturer's warranty. Not only do they stand behind any manufacturing defects, they also warrant against ‘thermal bow’.



MODERN TEAK

TEXTURED FIBERGLASS

Long praised for its natural beauty and endurance to the elements, teak has become one of the most valued wood species on the planet. This modern fiberglass teak design is perfect for contemporary or traditional design.

Though the teak series is beautiful with any hardware combination, European styling is achieved when paired with an architectural door pull and deadbolt combination.

When ordered, these slabs arrive as a light almond colour to accept paint or gel stain.



TG71
31 3/4, 33 3/4, 35 3/4 X 79, 84



TEAK FLUSH

TEXTURED FIBERGLASS

As a continuation of our popular Teak design, the **Teak Flush** fiberglass door adds a contemporary but classic touch to any entranceway.

Achieve a fresh and distinctive look by adding a few simple grooved lines or stainless-steel decorative elements.



TG07
31 3/4, 33 3/4, 35 3/4, 41 3/4 X 79, 84, 95



MACHINE GROOVED

STAINLESS-STEEL ELEMENTS



MAHOGANY

TEXTURED FIBERGLASS



RG12
35 3/4 X 79




RG22
35 3/4 X 79



RG26 8'0 HEIGHT
35 3/4 X 95

RUSTIC MAHOGANY

The mahogany woodgrain series emulates the beauty of natural hardwood. Perfect for Tuscan or Spanish inspired architectural style, providing maximum privacy with no glass requirement. Stain or paint the fiberglass doors to achieve an individualized look.







FIR WOODGRAIN

TRADITIONAL CRAFTSMAN 2 BOTTOM PANELS

FACTORY GLAZED



FG39 FIR GRAIN
35 3/4 X 79



FG39
13 3/4 X 79




SG39 SMOOTH WHITE
35 3/4 X 79



SS39
13 3/4 X 79

OPTIONAL ACCESSORIES

Optional door accessories include a four block dentil shelf, and three or six lite SDL kits—sold separately.



6 LITE SIMULATED DIVIDED LITE (SDL) KIT



3 LITE SIMULATED DIVIDED LITE (SDL) KIT



2 LITE SIDELITE SIMULATED
DIVIDED LITE (SDL) KIT




FACTORY INSTALLED GLASS

These Craftsman doors include a custom factory glazed glass insert.



METROPOLIS



LOW E



FIR WOODGRAIN

SHAKER CRAFTSMAN
3 BOTTOM PANELS

OPEN & BEADED



FG4H FIR GRAIN
31 3/4, 33 3/4, 35 3/4 X 79



SG4H SMOOTH WHITE
31 3/4, 33 3/4, 35 3/4 X 79



MASG4



NEW SHAKER MODELS

3 LITES SOLID

Sharp and sleek contemporary design complements today's home decor trends.

High definition embossed panels provide deep and vivid shadow lines. The rich, elegant Fir grain pattern makes painting and staining a breeze.



WG3J FIR GRAIN
31 3/4, 33 3/4, 35 3/4 X 79



SG3J SMOOTH WHITE
31 3/4, 33 3/4, 35 3/4 X 79







OPEN & BEADEDTRADITIONAL
OAK

Open & beaded fiberglass slabs feature sleek lines, providing the perception of a more enhanced viewing area. Smooth white or oak woodgrain slabs are consistent from door edge to glass, incorporating the glass directly into the door and creating a clean, uninterrupted look.

The slab is manufactured as an open and beaded mould with removable glass stops and an opening to accept a glass insert that can be interchanged in an event of glass failure or a change of home owner's taste. The flush glazing keeps the unit water and weather resistant for years to come.



INTEGRATED FLUSH GLAZED
GLASS FRAME



TRADITIONAL PROFILE FRAME



WG12 OAK WOODGRAIN TEXTURED
29 3/4, 31 3/4, 33 3/4, 35 3/4 X 79
29 3/4, 31 3/4, 33 3/4, 35 3/4 X 95

**Sidelite options available. Refer to p. 57*

NEULITE

SMOOTH

With simple and aesthetically clean glass beadings, Neulite Open & Beaded doors are designed to complement today's contemporary home decors. The shaker-style beadings allow for a 1" standard glass thickness and all standard size glass inserts, whether it be decorative, privacy, textured or completely clear. This collection is so versatile that it can be used as an elegant front entrance or an escape to a backyard garden oasis.

HYDROSHIELD PROTECTION

Crafted with Hydroshield Technology, every Richersons Open & Beaded door contains the best combination of performance, durability, security and appearance.

Richersons Open & Beaded doors are precision engineered to provide protection against water infiltration. The specially engineered composite material will never absorb water, eliminating the problems commonly associated with wood and metal doors.



NEULITE SG10
29 3/4, 31 3/4, 33 3/4, 35 3/4 X 79, 95

**Sidelite options available. Refer to p. 57*





SIMULATED DIVIDED LITES (SDL)

Simulated divided lites give you the classic look and feel of a true divided lite door. 100% composite SDL bars are fixed directly to the glass and can be ordered with or without grilles between the glass. 1-1/4" and 3-1/2" SDL bars are available for the 1" glaze option in smooth finishes to match the door's finish.



NEULITE SG10
1-1/4" SDL



NEULITE SG10
3-1/2" SDL



1-1/4" SDL
PAS1A-SG



3-1/2" SDL
PAS1B-SG








3 QUARTER LITE



WG27 OAK WOODGRAIN TEXTURED
31 3/4, 33 3/4, 35 3/4 X 79

NARROW LITE



SGNL SMOOTH WHITE
31 3/4, 33 3/4, 35 3/4 X 79
35 3/4, 41 3/4 X 95



WGNL OAK WOODGRAIN TEXTURED
31 3/4, 33 3/4, 35 3/4 X 79
35 3/4, 41 3/4 X 95

**Sidelite options available. Refer to p. 57*



NEW SHAKER MODELS

4 LITE

Single piece snap on doorlite frame



SG4L SMOOTH WHITE
31 3/4, 33 3/4, 35 3/4 X 79



OPEN BEADING



MASB4

**Sidelite options available. Refer to p. 57*

8FT 2 PANEL WITH MATCHING SIDELITE


BRUSH STROKE

A new contemporary collection featuring a distinctive brush stroke grain that can be easily painted or stained. Built using the same superior performance components, each brush stroke collection door possesses the strength and durability that one can expect from all other Richersons' fiberglass doors.




BW2J
31 3/4, 33 3/4, 35 3/4 X 95

BW2JS
11 3/4, 13 3/4 X 95



BRUSH STROKE DETAIL





8'0" 2 PANEL WITH MATCHING SIDELITE







CLASSIC COLLECTION

WOODGRAIN

6'8 OAK SERIES

The strength of fiberglass with the beauty and warmth of wood and the highest standard of performance. Stain or paint these fiberglass doors to achieve your individual look.



WG66
33 3/4, 35 3/4 X 79



WG49
31 3/4, 33 3/4, 35 3/4 X 79



WG25
31 3/4, 33 3/4, 35 3/4 X 79

**Sidelite options available. Refer to p. 56*





WG68
31 3/4, 33 3/4, 35 3/4 X 79



WGFO
35 3/4 X 79



WG00
29 3/4, 31 3/4, 33 3/4, 35 3/4, 41 3/4 X 79

**Sidelite options available. Refer to p. 56*



8'0 OAK SERIES



WG01
29 3/4, 31 3/4, 33 3/4, 35 3/4, 41 3/4 X 95



WG37
31 3/4, 33 3/4, 35 3/4 X 95



WG18
29 3/4, 31 3/4, 33 3/4, 35 3/4 X 95



WGNL
35 3/4, 41 3/4 X 95



WGF1
35 3/4, 41 3/4 X 95







CLASSIC COLLECTIONSMOOTH
WHITE

The Designer Arch smooth white fiberglass door combines pre-pigmented door skins with composite stiles and rails, leaving no exposed wood. The maintenance-free door can accept a wide array of paint colours and carries a 25 year limited manufacturer's warranty.



SG68
31 3/4, 33 3/4, 35 3/4 X 79



SG2F
31 3/4, 33 3/4, 35 3/4 X 79



SG00
29 3/4, 31 3/4, 33 3/4, 35 3/4, 41 3/4 X 79



SG25
31 3/4, 33 3/4, 35 3/4 X 79

**Sidelite options available. Refer to p. 56*





G46
31 3/4, 33 3/4, 35 3/4 X 79



SG49
31 3/4, 33 3/4, 35 3/4 X 79



SG66
33 3/4, 35 3/4 X 79


**Sidelite options available. Refer to p. 56*



8'0 SMOOTH WHITE



SG01
29 3/4, 31 3/4, 33 3/4, 35 3/4 X 95



SG1N
29 3/4, 31 3/4, 33 3/4, 35 3/4 X 95





COMPOSITE

JAMBS & ACCESSORIES

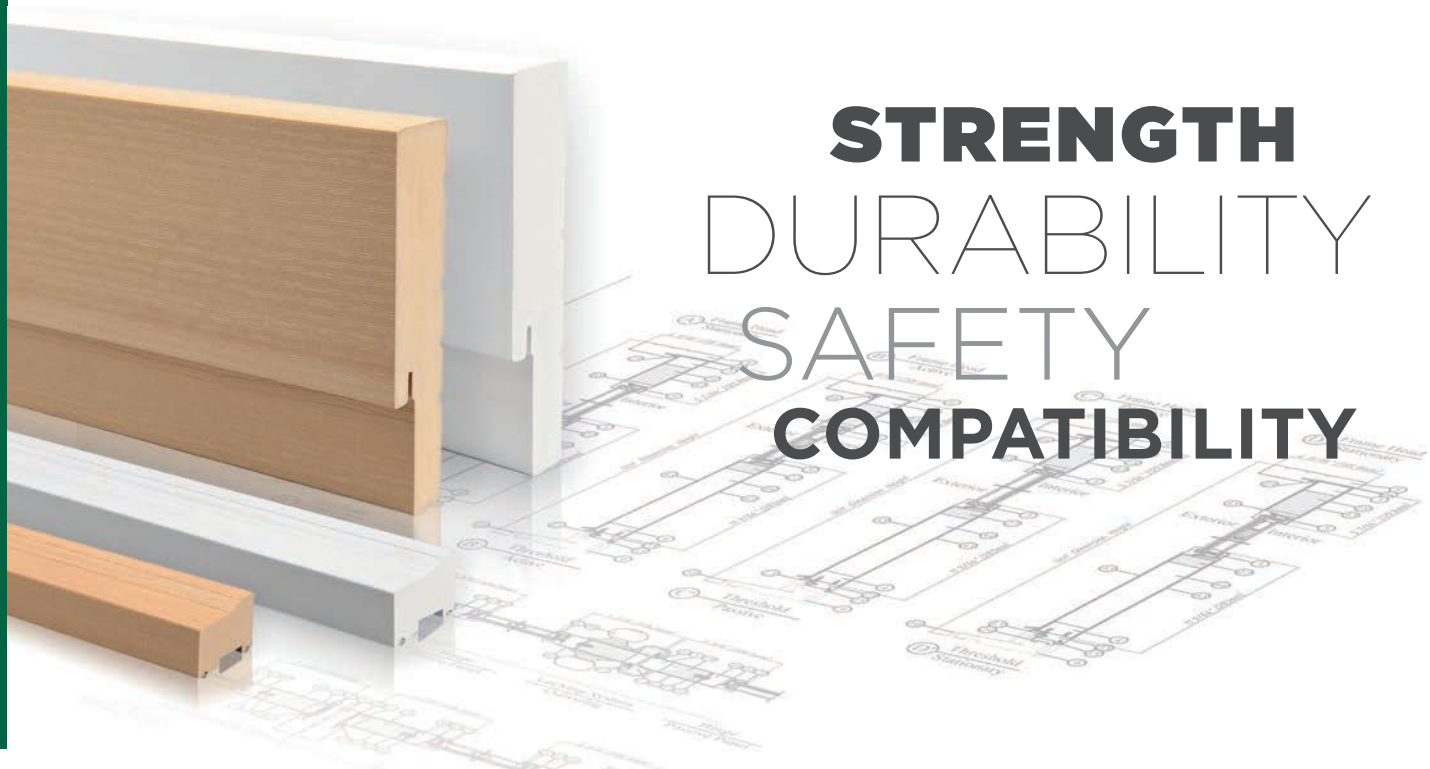
Maintenance-free smooth white or woodgrain composite offers all the strength and convenience of wood with enhanced properties, providing a moisture and damage resistant product suited for the Canadian climate.

Though machined with the same process as traditional wood door frames, solid composite provides twice the holding power of wood. While similar door frames may crack or bow under the intense cycle of the Canadian climate, Nan Ya's composite door frames have proven to stand proud against the test of time.

Research shows that in most forced entry situations, door system failure lies within the frame, not the door slab. Our composite frame will not splinter or crack, providing a virtually indestructible product and reducing forced entry concerns.

Nan Ya's premium composite frames – an innovative alternative to traditional wood frame construction.

- Textured woodgrain or pre-pigmented smooth white frame components are a blend of PVC and wood fiber composite substrate.
- Solid composite provides twice the holding power of wood.
- Will not discolour, absorb moisture, splinter, or rot.
- Textured woodgrain composite components have a realistic rich appearance requiring paint or stain.
- Jamb can be painted or stained to your requirements.



STRENGTH
DURABILITY
SAFETY
COMPATIBILITY



Oak

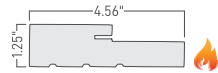
Smooth White

Fir

Mahogany

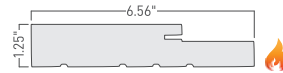
Exterior Entry Door Frame System

Jambs



4-9/16" PA961

O S F M



6-9/16" PA962

O S F M

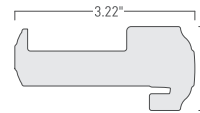
Extension/Moldings



Extension block PA967

O

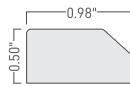
Astragal/Mullions



PA965

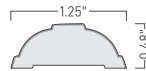
O S

Brickmold & Components



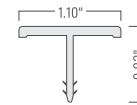
PS942

O S



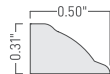
Mull Cover PAS10

O S



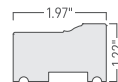
T-cap PS051

O S



Sidelite bead PA966

O S




Brickmold PA964

O S F M

FIBERGLASS

DOOR SLABS

Specifically designed to withstand the harsh Canadian climate.



Exceptional Security

Our full length steel reinforced wood lock block offers exceptional security while allowing a range of hardware mounting options.

Energy Efficiency


Filled with an insulating core of 100% CFC-free polyurethane foam, providing an excellent R rating, while bonding the two door skins together.

Performance

Rigid structure prevents bowing and warping in extreme temperatures. The fiberglass skins are resistant to dents, dings, splintering, and corrosion.

Completely Waterproof

Our full length composite stiles and rails provide complete waterproofing for the door's insulation. These stiles will not splinter like wood or delaminate like steel.



Composite Stile

Full length wood block reinforcing

Steel Reinforcing

CFC Free Polyurethane Core

- Environmentally friendly - 100% CFC free
- Rigid core to provide dimensional stability
- 6x more energy efficient than wood doors

Deeper Embossing Panel

Pre-pigmented smooth white skin
accepts a wide array of paint colours

Composite Rail

25 Limited
 Manufacturer's
YEAR Warranty



Smooth white pre-pigmented fiberglass doors have a warm white finish to match the composite frame. The doors will accept an array of paint colours to match the decor of your home.

Woodgrain textured fiberglass doors have a realistic rich appearance requiring paint or stain.

Smooth White Options:



Smooth Skin



White Oak

Textured Woodgrain Options:



Rustic Mahogany



Teak



Oak

OPEN & BEADED DESIGNS

vs STANDARD PANEL DESIGN

FLUSH GLAZED DESIGNS

1/2, 3/4, Narrow & Full Lite

Open and beaded fiberglass doors are designed to incorporate glass directly into the slab providing sleek lines to give the perception of a more enhanced viewing area. The pre-pigmented smooth white or oak woodgrain slab is consistent from door edge to glass. This product line can also be manufactured with glass installed during the assembly process.



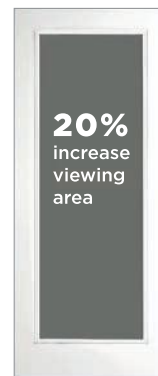
OPEN & BEADED DESIGN
 INTEGRATED FLUSH GLAZED
 GLASS FRAME



STANDARD PANEL DESIGN
 TRADITIONAL PROFILE FRAME



STANDARD VIEW



FULL VIEW

Full View (Large Glass)

In addition to the features of the Standard Full Lite View, this option provides an additional 1 1/4" in width and 3" in height – an increase of 20% to your viewing area.

SMOOTH WHITE SLABS



	Flush SG00	4 Panel Flush Top SG46	6 Panel SG68	4 Panel 3/4 Lite SG49	2 Panel 3/4 Lite SG25	6 Panel 1/4 Lite SG66	2 Panel 1/2 Lite SG20
41 3/4" x 79"	•	N/A	N/A	N/A	N/A	N/A	N/A
35 3/4" x 79"	•	•	•	•	•	•	•
33 3/4" x 79"	•	•	•	•	•	•	•
31 3/4" x 79"	•	•	•	•	•	N/A	•
29 3/4" x 79"	•	N/A	N/A	N/A	N/A	N/A	N/A

TEXTURED OAK WOODGRAIN SLABS



	Flush WG00	6 Panel WG68	4 Panel 3/4 Lite WG49	2 Panel 3/4 Lite WG25	6 Panel 1/4 Lite WG66	Full Planks WGFO
41 3/4" x 79"	•	N/A	N/A	N/A	N/A	N/A
35 3/4" x 79"	•	•	•	•	•	•
33 3/4" x 79"	•	•	•	•	•	N/A
31 3/4" x 79"	•	•	•	•	N/A	N/A
29 3/4" x 79"	•	N/A	N/A	N/A	N/A	N/A

SIDELITES (MATCHING SLABS ARE LISTED)



Smooth White

	Flush SS00	4 Panel 6 Panel SS46	3/4 Lite SS49
13 3/4" x 79"	•	•	•
11 3/4" x 79"	•	•	•

Textured Woodgrain

	Flush WS00	4 Panel 6 Panel WS68	3/4 Oval WS34	3/4 Lite WS49
13 3/4" x 79"	•	•	•	•
11 3/4" x 79"	•	•	•	•

Designer Smooth White

Designer Oak



35 3/4" x 79"	•	•	•	•	•	•
33 3/4" x 79"	•	•	•	•	•	•
31 3/4" x 79"	•	•	•	•	•	•
29 3/4" x 79"	•	N/A	N/A	•	N/A	N/A
23 3/4" x 79"	•	N/A	N/A	N/A	N/A	N/A
41 3/4" x 95"	N/A	N/A	•	•	N/A	•
35 3/4" x 95"	•	N/A	•	•	N/A	•
33 3/4" x 95"	•	N/A	N/A	•	N/A	N/A
31 3/4" x 95"	•	N/A	N/A	•	N/A	N/A

Full Lite
Smooth White
& Oak Textured



Door size	3/0 (35 3/4" x 79") SG1030, WG1230	2/10 (33 3/4" x 79") SG10210, WG12210	2/8 (31 3/4" x 79") SG1028, WG1228	2/6 (29 3/4" x 79") SG1026, WG1226
Large spec (Custom) <i>Oak textured Only</i>	27 5/16" x 67"	25 5/16" x 67"	23 5/16" x 67"	21 5/16" x 67"
Standard spec	22" x 64"	22" x 64"	22" x 64"	20" x 64"

4 Lite
4 Lite in Smooth
White only



Door size	3/0 (35 3/4" x 79") SG4L30	2/10 (33 3/4" x 79") SG4L210	2/8 (31 3/4" x 79") SG4L28
Standard spec	22.95" x 4.8"	22.95" x 4.8"	22.95" x 4.8"

3/4 Lite
Oak Textured



Door size	3/0 (35 3/4" x 79") WG2730	2/10 (33 3/4" x 79") WG27210	2/8 (31 3/4" x 79") WG2728
Standard spec	22" x 48"	22" x 48"	22" x 48"

Narrow Lite
Smooth White
& Oak Textured



Door size	3/0 (35 3/4" x 79") SGNL30, WGNL30	2/10 (33 3/4" x 79") SGNL210, WGNL210	2/8 (31 3/4" x 79") SGNL28, WGNL28
Standard spec	7" x 64"	7" x 64"	7" x 64"

INSULATED GLASS



Dual Insulated Glass Tripane Insulated Glass

SIDELITES (MATCHING SLABS ARE LISTED)



13 3/4" x 95"	•	•	N/A
13 3/4" x 79"	•	•	•

CRAFTSMAN COLLECTION



With Factory Installed Glass

Snap-In Doorlite Frame



35 3/4" x 79"	•	N/A	•	N/A	•	•
33 3/4" x 79"	N/A	N/A	N/A	N/A	•	•
31 3/4" x 79"	N/A	N/A	N/A	N/A	•	•
13 3/4" x 79"	N/A	•	N/A	•	N/A	N/A

MODERN TEAK



TG71

41 3/4" x 84"	•
35 3/4" x 84"	•
33 3/4" x 84"	•
31 3/4" x 84"	•
41 3/4" x 79"	•
35 3/4" x 79"	•
33 3/4" x 79"	•
31 3/4" x 79"	•

RUSTIC MAHOGANY



1 Panel Plank
RG21



2 Panel Plank
Camber Top
RG22



1 Panel
Sidelite
MS35



2 Panel Plank
Camber Top
RG26

35 3/4" x 79"	•	•	N/A	N/A
13 3/4" x 79"	N/A	N/A	•	N/A
35 3/4" x 95"	N/A	N/A	N/A	•

BRUSH STROKE COLLECTION

8ft 2 Panel
BW2J



8ft Sidelite
BW2JS




35 3/4" x 95"	•	N/A
33 3/4" x 95"	•	N/A
31 3/4" x 95"	•	N/A
13 3/4" x 95"	N/A	•

8' FIBERGLASS

SMOOTH WHITE SLABS

Flush
SG01



Narrow Lite
SGNL



Neulite Smooth
SG11



Flush
SS01



Neulite Smooth
SS11



41 3/4" x 95"	•	•	N/A	N/A	N/A
35 3/4" x 95"	•	•	•	N/A	N/A
33 3/4" x 95"	•	N/A	•	N/A	N/A
31 3/4" x 95"	•	N/A	•	N/A	N/A
29 3/4" x 95"	•	N/A	•	N/A	N/A
13 3/4" x 95"	N/A	N/A	N/A	•	•

TEXTURED OAK WOODGRAIN SLABS

Flush
WG01



Narrow Lite
WGNL



One Lite
WG18



3 Panel
WG37



Full Planks
WGF1



Flush
WS01



Standard Glass
WS18



41 3/4" x 95"	•	•	N/A	N/A	•	N/A	N/A
35 3/4" x 95"	•	•	•	•	•	N/A	N/A
33 3/4" x 95"	•	N/A	•	•	N/A	N/A	N/A
31 3/4" x 95"	•	N/A	•	•	N/A	N/A	N/A
29 3/4" x 95"	•	N/A	•	N/A	N/A	N/A	N/A
13 3/4" x 95"	N/A	N/A	N/A	N/A	N/A	•	•

* Sizes mentioned are part of our stocking program. Other sizing & SKU's are available through special order.





1
2







Aibell

The Leader in Door & Window Components

Aibell Products Limited
380 Four Valley Drive
Vaughan ON L4K 5Z1
Tel: 905.669.5001 Fax: 905.669.5030
www.aibell.ca