

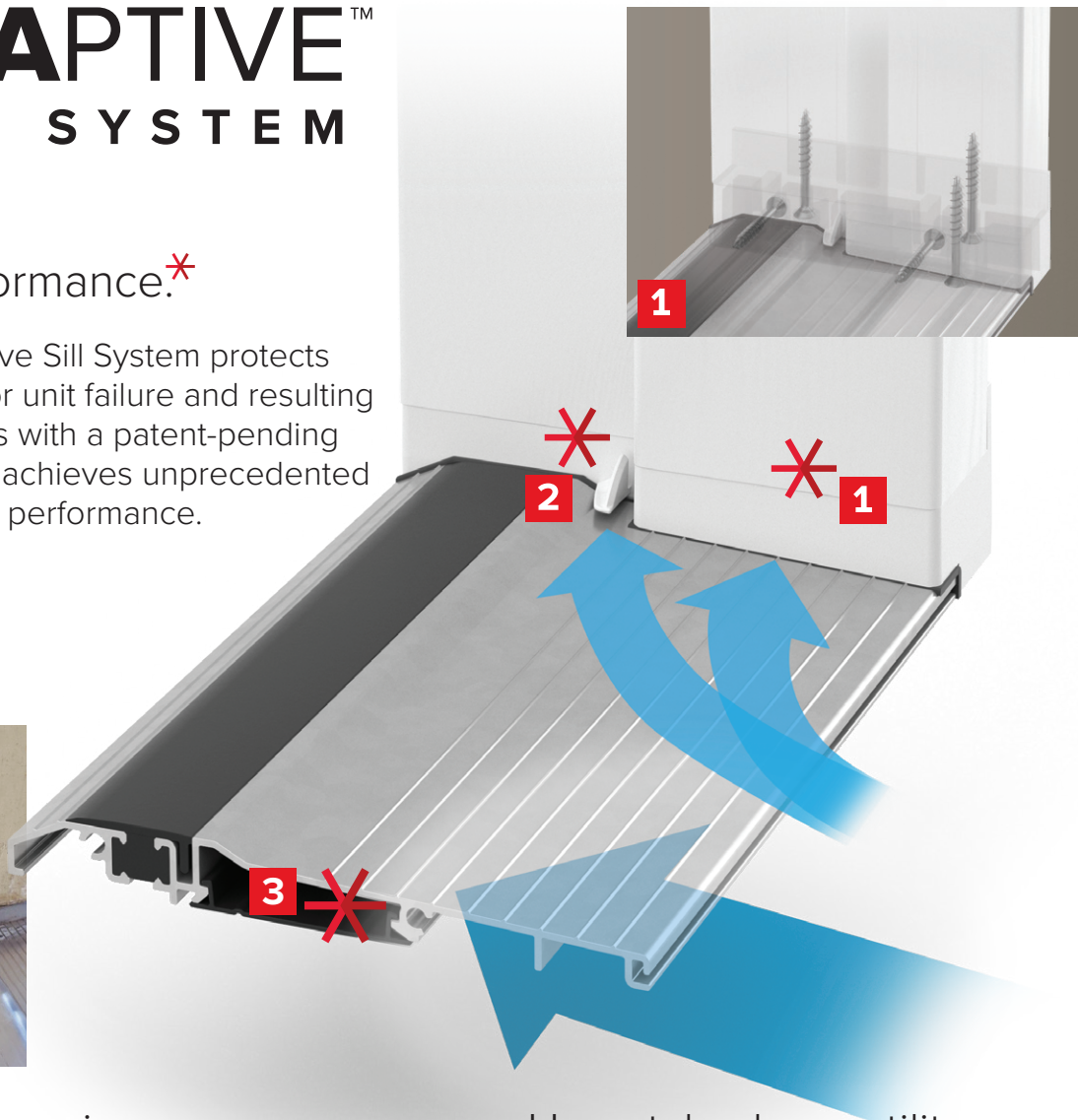



ADAPTIVE™ SILL SYSTEM

Unprecedented performance.*



The ADaptive Sill System protects against door unit failure and resulting service calls with a patent-pending design that achieves unprecedented water-rated performance.



An end to leaks and repairs.

1 Between the base of the jamb and edge of the sill:

Innovative jamb boot: Features pre-drilled screw locations and, once fasteners are installed, supports a more robust corner assembly.

Pre-applied sealing gasket: Behaves as a sealant between the jamb and sill.

2 At the weatherstrip.

Sealing beak: Positioned beneath the weatherstrip, blocks upward water pressure and resulting water infiltration.

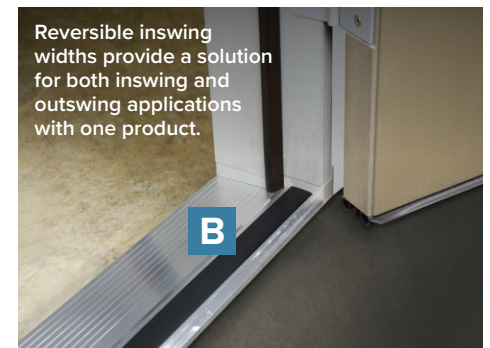

3 Beneath the sill.

Full-length caulking strip: Provides a full-length barrier against water infiltration beneath the sill.



Unmatched versatility.

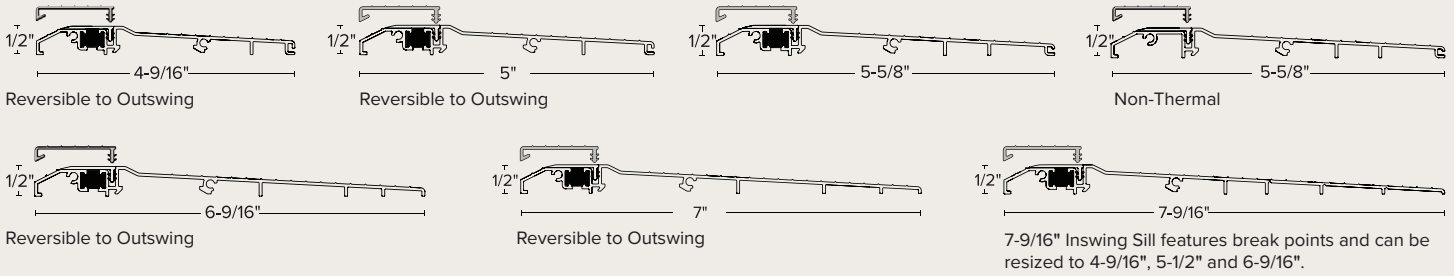
ADaptive delivers unmatched flexibility and versatility, enabling you to do more with less. **A** Need to change the sill type from standard to tileback? Simply change the cap. **B** Need to cover both inswing and outswing applications with fewer SKUs? ADaptive has you covered with several reversible inswing profiles, compatibility with sill extenders, a resizable sill option that covers multiple widths and more.



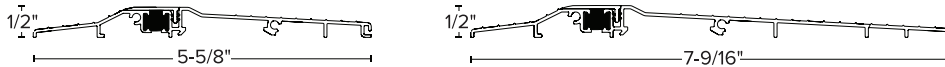
Your needs, covered.

With a full range of lengths, widths and application types, and features like compatibility with extenders and reversible, resizable products, ADAPtive is ready to take on your project.

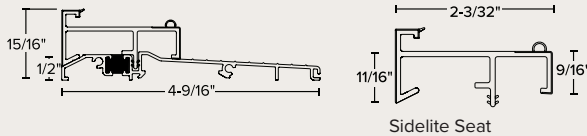
Adaptive Inswing Sills (Standard or Tileback Caps)



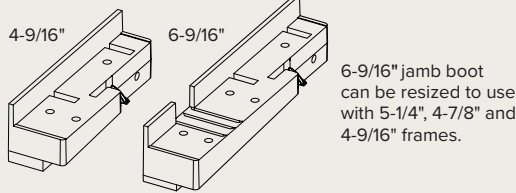
ADAPtive Outswing Sills



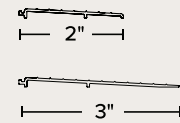
ADAPtive Sidelite and Hinged Patio Sills



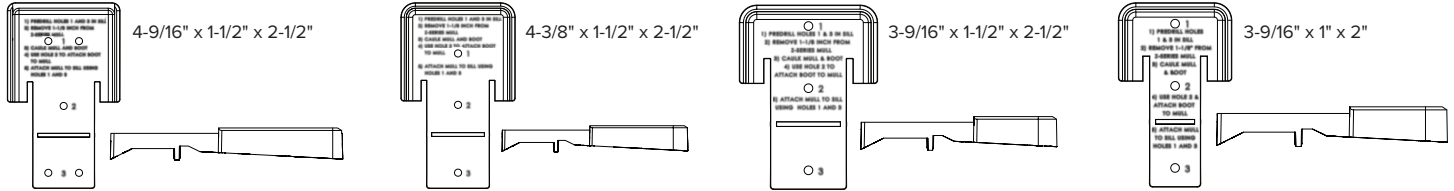
ADAPtive Jamb Boots



ADAPtive Sill Extenders




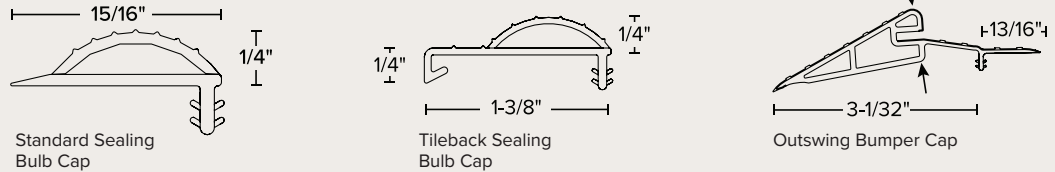
ADAPtive Mull Boots



ADAPtive Specialty Caps


ADAPtive features aftermarket cap options to enhance the seal between the sill and door bottom, including a flexible sealing bulb and outswing bumper cap style.

Note: These products are not ADA-compliant.



Adaptive sills are available in the following lengths:
2/6, 2/8, 2/10, 3/0, 3/6, 5/0, 5/4, 6/0, 9/0, 12/0
Hinged Patio up to 12/0 (Quad), CSL up to 1/6-6/0-1/6

Adaptive sills are available in mill and bronze finishes.



Aribell
PRODUCTS LIMITED
The Leader in Door & Window Components



DOOR COMPONENTS MADE IN THE USA